

2009



Mindjet® for iPhone

User FAQ

August 2009



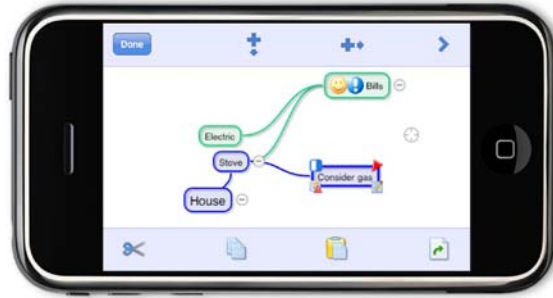


Table of Contents

I. Product Overview	3
1. What is Mindjet for iPhone?.....	3
2. What are some features of Mindjet for iPhone?.....	3
3. What are the character/screen size limits?.....	3
II. Technical Requirements	3
III. Integration with Mindjet Applications	4
1. Will Mindjet for iPhone integrate with Windows or Mac versions of MindManager?	4
2. How do I download/upload my maps to and from my PC or Mac?	4
3. What file formats are supported when I upload and download maps?.....	4
4. Does Mindjet for iPhone synchronize with maps saved in the desktop or web platform?	4
5. What attributes are preserved when I transfer maps from Mindjet’s desktop/web application?..	5
6. Can I access Mindjet for iPhone maps through Mindjet Connect?	6
IV. Mindjet for iPhone Fundamentals	6
1. How do I email my maps?.....	6
2. How do I delete a topic?	6
3. Can I save my map as an image?	7
4. What can I incorporate into notes?	7

V. Miscellaneous	8
1. How do I change default behavior/settings?.....	8
2. Why can't I transmit maps over 3G, Edge, and other Cellular Networks?	8
3. Who do I contact for support?.....	8
VI. Purchasing Information	9
1. Where do I purchase Mindjet for iPhone?	9
2. How much is Mindjet for iPhone?	9
3. Do I need to pay for new releases?	9

I. Product Overview

1. What is Mindjet for iPhone?

Now you can have the power of visually connecting ideas and information right at your fingertips. Mindjet for iPhone brings your ideas to life allowing you to create, view, edit, upload and download mind maps anytime, anywhere on your iPhone™ or iPod touch®.

Mindjet for iPhone works with MindManager® for Windows, Mac, and Web giving you the ultimate flexibility and allowing you to capture ideas wherever you are. Mindjet for iPhone is essentially a pocket-sized version of the MindManager - built for individuals who want a quick, efficient, and intuitive way to capture and communicate information and ideas as they emerge.

2. What are some features of Mindjet for iPhone?

Mapping Fundamentals	Export, Import, and Share	Map Layout
<ul style="list-style-type: none"> ▪ Cut, copy, paste and merge topics. ▪ Copy and paste topics between maps. ▪ Link from one map to another. ▪ Adjust topic colors. ▪ Configure topic shapes (rectangle, oval etc.). ▪ Embed map icons. ▪ Attach notes with embedded hyperlinks. ▪ Task management features (associate start date, due date, progress with a topic) ▪ Create topics rapidly and place using double tap. ▪ Non ASCII character support. 	<ul style="list-style-type: none"> ▪ Export to MindManager (6, 7 and 8 - Windows and Mac) ▪ Import from these formats: <ul style="list-style-type: none"> <i>MindManager (7 and 8 - Windows and Mac)</i> <i>Freemind (0.8 and 0.9 - Windows and Mac)</i> <i>OPML (supported by OminOutliner and Novamind)</i> ▪ Share maps directly with other Mindjet users. ▪ Email map outlines. ▪ Email your maps as attachments - as native mindmap formats, not just pictures or PDFs. ▪ Publish your maps via a web gateway for viewing in any flash enabled browser. 	<ul style="list-style-type: none"> ▪ Use <i>shake</i> to center on topic and <i>vibrate</i> to improve usability. ▪ Auto align and arrange branches and entire maps by touching and holding root topic. ▪ Very large maps (100x the size of the screen). ▪ Multi-line topic text (2000+ characters). ▪ Multiple topic icons. ▪ Folding (collapsible) topics. ▪ Re-ordered maps (put your most frequent maps at the top of the list.)

3. What are the character/screen size limits?

Map 'canvas' size:

- 100x screen size
- Typically 15 topics wide
- Typically 40 topics high

There are no hard limits on the **number of topics, topic size, note size, and number of maps.**

II. Technical Requirements

1. What are the requirements to run Mindjet for iPhone?

- File formats supported: Mindjet MindManager, OPML
- Compatible with iPhone and iPod touch
- Requires iPhone OS 2.0 or later

III. Integration with Mindjet Applications

1. Will Mindjet for iPhone integrate with Windows or Mac versions of MindManager?

Mindjet for iPhone is designed to work with MindManager® for Windows, Mac, and Web. Mindjet for iPhone seeks to bring some of the functionality and usability of MindManager onto the mobile platform in a native format. However, given the restrictions of the mobile platform, large maps will not transfer to the iPhone because they will overload the operating system and possibly crash the program. Mindjet Corporation hopes to remedy this problem in future revisions.

2. How do I download/upload my maps to and from my PC or Mac?

To **download** an iPhone map to your PC/Mac:

1. Ensure that both devices have Wi-Fi switched on and are both connected to the same network.
2. Launch Mindjet and select the 'Transfer' button at the top of the main screen (showing the list of maps). This temporarily turns Mindjet into a mini web server.
3. Launch your web browser and enter the exact URL displayed at the top of the screen into your browser address field. This is the <http://xxx.xxx.xxx.xxx:nnnnn> field. This should bring up a page listing the maps that are on your iPhone with associated 'download' links representing the different formats in which you can download the map (Freemind, OPML, MindManager and Native).
4. Right click on the desired format and select 'save as'.

To **upload** a map to your iPhone from your PC/Mac:

Uploading a map is similar to downloading a map. The one difference is that you must click the 'choose file' button on the web page, browse to your mind map, and then click 'upload'.

3. What file formats are supported when I upload and download maps?

Maps can be **uploaded** or **downloaded** as:

- MindManager (.xmmmap) – Please note that **.xmmmap** files are supported and not the standard .mmap files. You will need to select 'save as' in MindManager to manually enter this file format.

Maps can be **uploaded** as:

- Mindjet Native (.itm) - this is the native file format used by Mindjet for iPhone and contains additional information such as specific layout details.
- Freemind (.mm)
- OPML (.opml)

4. Does Mindjet for iPhone synchronize with maps saved in the desktop or web platform?

Yes, all your Mindjet for iPhone maps can be accessed and edited via the MindManager Windows, MAC, or web platforms.

5. What attributes are preserved when I transfer maps from Mindjet's desktop/web application to the iPhone?

Mindjet for iPhone can **import** mind maps in the following formats:

- Freemind (.mm)
- OPML (.opml)
- MindManager (.xmmap)
- Mindjet for iPhone native (.itm)

Mindjet can only **export** in MindManager format (.xmmap).

Freemind (v0.8 and v0.9, Windows and Mac)

The following attributes are preserved when importing:

- Topic text (but not the format – bold, etc.)
- Topic notes (but not the format – bold, etc.)
- Topic color
- Hyperlinks
- Icons (limited to 2 per topic - and then only a subset of those is supported by Freemind)
- Folded (collapsed) state
- General layout (left/right justify, descendants, and sibling ordering)
- Start Date, Due Date and Progress (% complete)

OPML

The following attributes are preserved when importing:

- Topic text (but not the format – bold, etc.)
- Topic notes (but not the format – bold, etc.)
- Hyperlinks
- Start Date, Due Date and Progress (% complete)

MindManager (v7 and v8, Windows and Mac)

The following attributes are preserved when importing and exporting:

- Topic text (but not the format – bold, etc.)
- Topic notes (but not the format – bold, etc.)
- Topic color ('fill color' - not text or line color)
- Hyperlinks
- Icons (limited to 2 per topic - and then only a subset of those supported by MindManager)
- Topic priorities
- Folded (collapsed) state.
- General layout (left/right justify, descendants, and sibling ordering)
- Topic shape (limited to rounded rectangle, rectangle and oval)
- Start Date, Due Date and Progress (% complete)

Note: To 'Save As' an .xmmmap file from MindManager 7 for Mac you must **manually** enter the proper file extension: **.xmmmap** (This is a hidden feature within MM7 for Mac). This has been fixed in MindManager 8 for Mac.

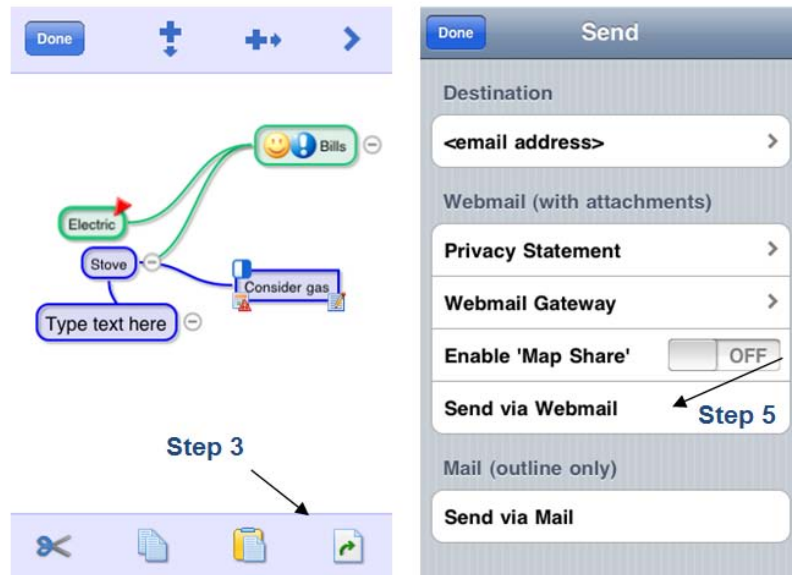
6. Can I access Mindjet for iPhone maps through Mindjet Connect?

Integration with Mindjet Connect has not been slated for the first version of Mindjet for iPhone. This functionality may be built into future revisions of the application.

IV. Mindjet for iPhone Fundamentals

1. How do I email my maps?

1. Open the map you wish to send in Mindjet for iPhone.
2. Bring up the toolbars by touching the screen.
3. Select the 'Send' icon - right hand side of the lower toolbar.
4. Select the person from your contacts list that you wish to send the map to.
5. Select 'Send Via Webmail'.
6. A few seconds later, you should see a 'Message Sent' box.



2. How do I delete a topic?

There are two options:


1. Press and hold the topic until the link to its parent disappears (approximately 1 second). Then remove your finger. You will have the option to delete. If you wiggle your finger while holding it, then "show topic" may not 'unlink' from its parent topic, which means that you will have to repeat these steps.

2. Select the topic, and then select 'Cut' from the lower toolbar (the scissors icon).

3. Can I save my map as an image?

No. Mindjet for iPhone supports map sizes up to 100x the screen size, generating files that are too large to convert into images. Map to image conversions may cause the iPhone to run out of memory.

4. What can I incorporate into notes?

If you touch a topic with an attached note it will launch the 'edit note' window. A note can be edited directly by touching the  at the bottom right of the note window.

The note window will remain onscreen (after the toolbars auto hide) until the 'cross' on the top right of the window is touched. This enables you to touch different topics and have their respective notes displayed automatically.

Notes can automatically 'hyperlink' various pieces of information. For example:

- **www.** will generate a web link.
- **http(s)** will generate a web link.
- A stream of numbers will generate a phone link (on iPhone)
- **SMS:nnnnn** will generate a link to the SMS application (on iPhone)
- **xxxx@yyyy.com** will generate a link to the MAIL application.
- **[mapname]** will generate a link to another Mindjet map (i.e. place square brackets around the map name.)



V. Miscellaneous

1. How do I change default behavior/settings?

Mindjet for iPhone hooks into the standard iPhone 'Settings' utility, where you can configure your voicemail profiles, general settings, etc.

Shake Effort Required

There is a level of effort required to trigger a shake, which results in Mindjet for iPhone centering on the currently selected topic. Moving the slider left means less effort (i.e. small movement constitutes a shake); moving the slider right means more effort.

Vibration | When realigning

If 'on' then the iPhone will vibrate when press-n-hold is triggered (to realign a topic/map.)

Vibration | When dragging

If 'on' then the iPhone will vibrate when the topic being dragged forms a temporary link to a neighboring topic.



2. Why can't I transmit maps over 3G, Edge, and other Cellular Networks?

It is possible to import and export mind maps to and from Mindjet for iPhone solely by using a web browser and Wi-Fi connection. For this to work, both the iPhone and the PC/Mac must be connected to the **same** Wi-Fi network. To maintain security of your information, you should not transmit maps over 3G or Edge - Cellular network providers can access any/all information transmitted over the network.

3. Who do I contact for support?

Click [here](https://www.mindjet.com/support/contact/default.aspx) (<https://www.mindjet.com/support/contact/default.aspx>) to visit our customer support page on www.mindjet.com. Click on the technical support link at the bottom of the page to access the support form. You will need a Mindjet.com account to populate the fields and submit your inquiry.

VI. Purchasing Information

1. Where do I purchase Mindjet for iPhone?

Mindjet for iPhone is only available for purchase through Apple's App Store linked to iTunes. You can navigate to it using links on Mindjet Corporation's website (www.mindjet.com) or by conducting a search on iTunes.

2. How much is Mindjet for iPhone?

You can view current Mindjet for iPhone pricing by visiting the Apple iTunes App Store.

3. Do I need to pay for new releases?

Mindjet Corporation does not plan on charging users an upgrade fee when updates of the application are released, unless there are significant feature upgrades. Once new versions are released, users will receive a free download notification from the App Store.